


## Packaged Terminal Air Conditioner (PTAC) Air Conditioner/ FRP77PTT2A Heat Pump/ Backup Electric Heater



### Product Dimensions

Height	16"
Width	42"
Depth	13-13/16"

### More Easy-To-Use Features

**Effortless™ Temperature Control**  
Frigidaire® air conditioners maintain the preset room temperature so the room remains comfortable at all times and helps control energy levels.

**Comfort Control Design**  
Simple controls allow guests to customize their settings, while quiet, uniform air movement keeps rooms comfortable.

**Smart Self-Check**  
Provides nine diagnostic points for self-check and correction of fault conditions.

**Eco-Friendly**  
Frigidaire® uses R-410A refrigerant that's not harmful to the earth's ozone layer and meets U.S. Environmental Protection Agency requirements.

**Effortless™ Operation**  
Simple, intuitive room controls are easy for guests to operate — ensuring a relaxing, more comfortable stay. Features like Effortless™ Restart and Ready-Select® controls reduce maintenance calls.

## Signature Features

### SilentDesign™

Sound reduction package.

### Energy-Saver Option

This function effortlessly maximizes energy efficiency while keeping guests comfortable.

### Effortless™ Maintenance

With Frigidaire's reputation for durability, easy maintenance, availability of reliable parts and service you can count on, you can be sure that you're getting the highest-quality performance.

### Effortless™ Protection

An optional corrosion-resistant fin coating extends operation life and your investment, plus it is easier to maintain in coastal environments.

Performance	BTUs
Cool	7,700/7,600
Backup Electric Heater	10,200/8,300
Heat Pump	6,300/6,100

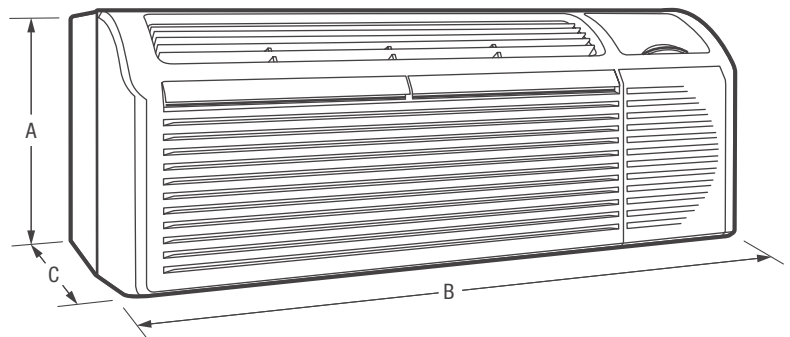
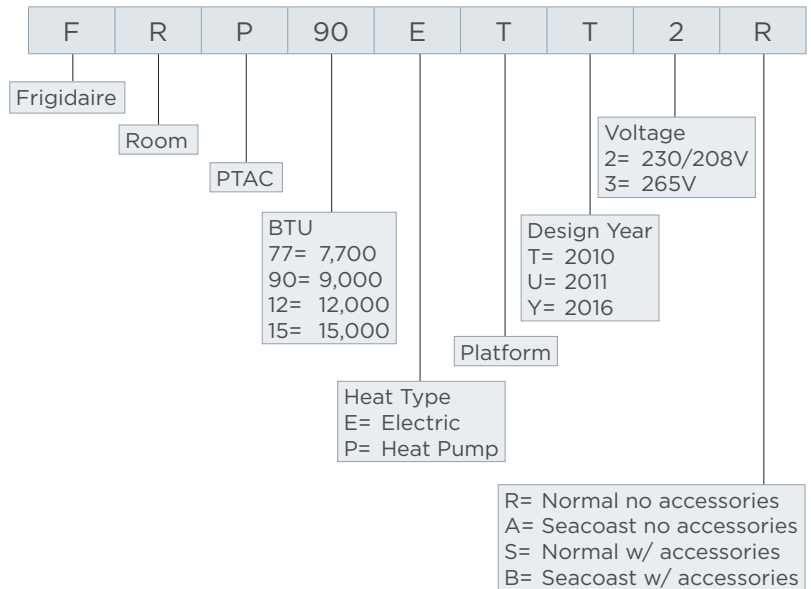


Performance	
BTU (Cool)	7,700 / 7,600
BTU (Backup Electric Heater)	10,200 / 8,300
BTU (Heat Pump)	6,300 / 6,100
Dehumidification (Pints / Hour)	1.7
Cool Area (Sq. Ft.)	320
Energy Efficiency Ratio	3.4 / 3.4
Electrical	
Volts	230 / 208
Amps (Cool)	2.8 / 3.0
Amps (Backup Electric Heater)	13.2 / 12.2
Amps (Heat Pump)	2.4 / 2.5
Watts (Cool)	640 / 620
Watts (Backup Electric Heater)	3,000 / 2,452
Watts (Heat Pump)	540 / 530
Cable Included	Yes
Length of Power Cord	5.5'
Circuit Breaker	20A
Plug Type (NEMA)	LCDI (6-20P)
Features	
Electronic Controls	Ready-Select® Controls
Front Desk Control Ready	Yes
Fan Speeds (Cool / Fan / Heat)	3 / 3 / 3
Noise Level Indoors (High / Med / Low)	51 / 50 / 49
Quiet Start-Up	Yes
Low Voltage Start-Up	Yes
Random Restart Protection	Yes
Effortless™ Auto Freeze Protection	Yes
Energy Save	Yes
24-Hour On / Off Timer	Yes
Air CFM (High / Med / Low)	295 / 275 / 260
Air Direction Control	Auxiliary 2-Way
Air Intake	Fresh or Recycled
Filter Type	Nylon Mesh
Filter Access	Slide-Out
Fin Coating	Seacoast
Slide-Out Chassis	Yes
Commercial Grade Warranty <sup>1</sup>	Yes
Certifications	
Safety Certification	UL, CUL & CSA
Performance	AHRI & CEC
Specifications	
Refrigerant	R410a
Charge	18.0 oz.
Shipping Weight (Approx.)	126 Lbs.

<sup>1</sup>Warranty 5 year sealed system / 1 year full parts and labor.


Plug Type (NEMA)  
6-20P

## PTAC Nomenclature



**NOTE:** For planning purposes only. Always consult local and national electric codes. Refer to Product Installation Guide for detailed installation instructions on the web at [frigidaire.com](http://frigidaire.com).



Product Dimensions	
A - Height	16"
B - Width	42"
C - Depth	13-13/16"
Max. Wall Thickness	13-13/16" <sup>2</sup>

<sup>2</sup>Unless the PTAC unit is installed with a wall sleeve.

Wall Cutout Dimensions	
Height	16-5/16"
Width	42-3/16"

Accessories information available on the web at [frigidaire.com](http://frigidaire.com)

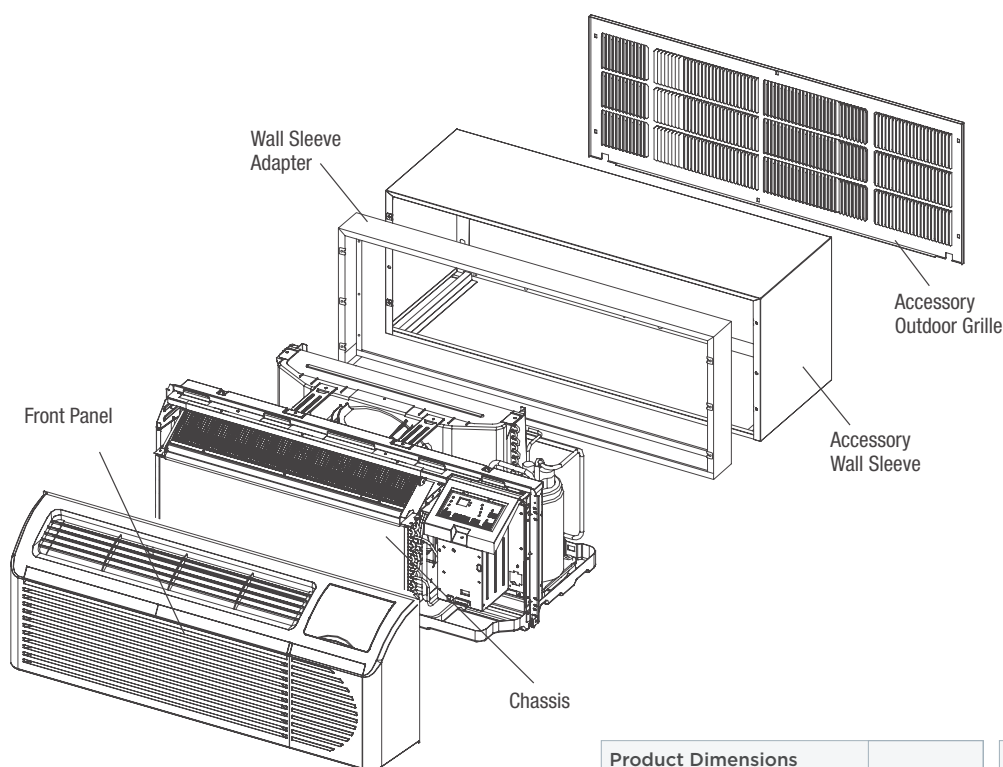
## FRIGIDAIRE

USA • 10200 David Taylor Drive • Charlotte, NC 28262 • 1-866-942-1567 • [frigidaire.com](http://frigidaire.com)  
 CANADA • 5855 Terry Fox Way • Mississauga, ON L5V 3E4 • 1-866-942-1567 • [frigidaire.ca](http://frigidaire.ca)

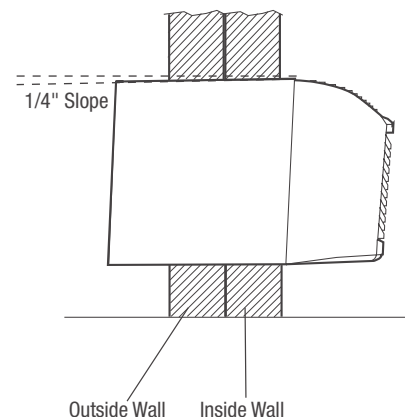
FRP77PTT2A 01/16

© 2016 Electrolux Home Products, Inc.

Specifications  
subject to change.



## Rearward Slope



## Product Dimensions

Height	16"
Width	42"
Depth	13-13/16"
Max. Wall Thickness	13-13/16"

## Wall Cutout Dimensions

Height	16-5/16"
Width	42-3/16"

Plug Type (NEMA)  
6-20P

## PTAC Specifications

- Product Shipping Weight (approx.) - 126 Lbs.
- An electrical supply with grounded three-prong receptacle is required. The power supply circuit must be installed in accordance with current edition of National Electrical Code (ANSI/NFPA 70) and local codes & ordinances.
- Voltage Rating - 230V/208V/60 Hz/20 Amps
- Amps @ 230/208V Volts = (Cool) 2.8/3.0 Amps/ (Backup Electric Heater) 13.2/12.2 Amps/ (Heat Pump) 2.4/2.5 Amps
- Always consult local and national electric codes.
- Recommended Circuit Breaker - 20 Amps
- Unit equipped with 230/208V 3-wire power supply cord, NEMA plug type 6-20P, approximately 66" long.
- In order for condensate water to drain properly inside the unit, the sleeve must be installed properly: Level from right to left with a slight 1/4" rearward pitch from the indoor side to the outdoor side as shown in the illustration above. Refer to the Installation Instructions on the web.
- The drain kit listed on the Frigidaire® PTAC Accessories page can be used for an internal or external drain. This applies to new and replacement installation.

## New Installation

- For new installation, Frigidaire® PTAC Sleeves are available and recommended for proper installation. See accessories pages for sleeve options.\*
- Standard PTAC installation requires 13-13/16" maximum wall thickness, unless a wall sleeve is used.
- If the PTAC unit protrudes more than 4", then it is suggested that it be installed with a subbase. See accessories pages for subbase options.

## Replacement Installation

- When replacing existing PTAC with new unit, refer to Product Installation Guide on web to identify existing wall-sleeve manufacturer and size compatibility. If proper installation and slope are suspect, then correct installation of Frigidaire® PTAC Sleeve options recommended.
- For any sleeve retrofit application, be sure that the foam seals (factory-installed on the tube sheets) provide a good seal between the grille and the outdoor coil tube sheets. These foam seals provide a barrier that stops air from the inside mixing with air on the outside (known as air recirculation).
- Using Frigidaire® wall sleeve with Non-Frigidaire grille requires installation of an Accessory Baffle Kit, which ensures a good seal between the unit and exterior grille to prevent air recirculation. Air recirculation is a large contributor to performance loss and premature damage to major components.

**Note:** For planning purposes only. Refer to Product Installation Guide on the web at [frigidaire.com](http://frigidaire.com) for detailed instructions.

\*See Frigidaire® PTAC accessories pages attached for optional accessories.

## FRIGIDAIRE

USA • 10200 David Taylor Drive • Charlotte, NC 28262 • 1-866-942-1567 • [frigidaire.com](http://frigidaire.com)  
CANADA • 5855 Terry Fox Way • Mississauga, ON L5V 3E4 • 1-866-942-1567 • [frigidaire.ca](http://frigidaire.ca)

FRP77PTT2A 01/16

© 2016 Electrolux Home Products, Inc.



Specifications  
subject to change.

# Packaged Terminal Air Conditioner (PTAC)

## ACCESSORIES

FRIGIDAIRE®

### Metal Wall Sleeves and Accessories

The electro-galvanized steel used to make this metal sleeve resists corrosion. The white powder coating matches the color of the Frigidaire® PTAC. Sliding keyhole grille attachments at the back enable easy, one-person installation from the inside.

#### 5304482701 — Steel Wall Sleeve, Insulated

This extended width wall sleeve is fully insulated and made of galvanized steel. It is welded and protected with baked-on enamel. Welded areas are protected with a sealing compound to prevent rust.

#### 5304483759 — Metal Wall Sleeve Extension, Insulated, 16"

#### 5308815304 — Metal Wall Sleeve Extension, Insulated, 18"

#### 5308815305 — Metal Wall Sleeve Extension, Insulated, 24"

#### 5304483760 — Metal Wall Sleeve 3" Adapter



### Aluminum Grilles

The extruded aluminum outdoor grille will enhance the appearance of any building. The grilles are made of a durable, anodized aluminum that resists weather. Installs easily onto the Frigidaire® metal wall sleeve, thanks to the sliding keyhole attachment.

#### 5304480558 — Architectural Aluminum Outdoor Grille, Clear

#### 5308815313 — Architectural Aluminum Outdoor Grille, Dark Brown

#### 530448055X — Architectural Aluminum Outdoor Grille, Customized Color

#### 5304480557 — Stamped Aluminum Outdoor Grille, Clear

#### 5304484585 — Baffle Kit



### Polymer Wall Sleeves

The universal polymer wall sleeve utilizes fiberglass reinforced polyester compound to produce a durable, non-corrosive, wall case that provides superior sound absorption, reduces heat loss, and prevents sleeve sweating.

#### 5308815302 — Polymer Wall Sleeve, Insulated

#### 5308815301 — Polymer Wall Sleeve, Non-Insulated




### Polymer Grilles

The polymeric architectural outdoor grille blends with most building exteriors. Its durable design offers protection, has an enhanced appearance and provides superior weather resistance.

#### 5308815310 — Polymer Architectural Outdoor Grille, Brown

#### 5308815312 — Polymer Architectural Outdoor Grille, Alpine



### Universal Drain Kit

The condensate drain kit is used to control condensate water from the packaged terminal unit. This universal drain kit can be used for exterior or interior drain systems.

#### 5304480570 — Condensation Universal Drain Kit, 1 Pack



# Packaged Terminal Air Conditioner (PTAC)

## ACCESSORIES

FRIGIDAIRE

### Air Filters

In order to ensure a healthy room environment the air filters should be changed periodically. By changing the air filters, airflow, temperature control and energy efficiency is maintained.

**5304482892 — Air Filters, 10 Pack**



### Decorative Subbases & Supports

The non-electrical subbase is made of heavy gauge steel to provide support for the wall sleeve. The subbase is designed to mount directly to the wall sleeve. Leveling legs attach easily to the wall sleeve and offer accurate leveling and support for units.

**5308815315 — Decorative Subbase, Black**

**5304480575 — Leveling Legs**



### Wireless Wall Thermostats

The wireless Effortless™ Temperature Control wall thermostat allows control without having to worry about wiring. Easy to install and easy to use. Large intuitive LCD screen improves the user interaction.

**5304482699 — Wireless Digital Thermostat, Non-Programmable**

**5304482XXX — Wireless Receiver<sup>1</sup>**



### Electrical Subbases

The electrical subbase provides the same features as the non-electrical subbase, plus a factory-installed electrical junction box containing a receptacle for corded packaged terminal air conditioner units.

**5304482886 — Electrical Subbase-230V-15A, Black**

**5304482887 — Electrical Subbase-230V-20A, Black**

**5304482888 — Electrical Subbase-230V-30A, Black**

**5304482889 — Electrical Subbase-265V-15A, Black**

**5304482890 — Electrical Subbase-265V-20A, Black**

**5304482891 — Electrical Subbase-265V-30A, Black**

**5304482698 — Subbase Disconnect Switch, 265V**



### Wired Digital Wall Thermostats

With the Effortless™ Temperature Control wired wall thermostat, comfort and precision is in your hands. Programmable or non-programmable, this thermostat offers auto-changeover, 2-stage heating and cooling, as well as emergency heating mode (for Heat Pump).

**5304482700 — Wired Digital Wall Thermostat, Programmable**

**5304483050 — Wired Digital Wall Thermostat, Non-Programmable**

**5304484139 — Transfer Cable (For Quick Programming of Wired Thermostats)**

