

# FRIGIDAIRE

GALLERY®



## Top Mount Refrigerators

FGHT2134K B/W

21 Cu. Ft. Top Mount



### Product Dimensions

Height (Including Hinges & Rollers)	69-3/8"
Width	30"
Depth (Including Door)	32"

### More Easy-To-Use Features

**Cool Zone™ Drawer**

**Clear Dairy Door**

**Reversible Door**

Door can be installed to open left or right based on your needs.



ENERGY STAR®

Available in:



Black  
(B)



White  
(W)

### Signature Features



#### SpaceWise® Organization System

Our SpaceWise® Organization system makes it easy to keep food organized and easy to find when you need it.



#### SpillSafe® Shelves

Designed to keep spills contained, making cleanup a breeze.



#### Bright Lighting

Our bright lighting makes it easy to see what's inside.

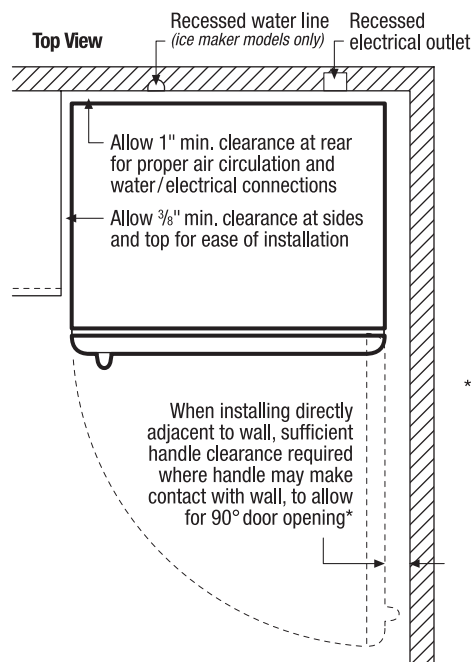
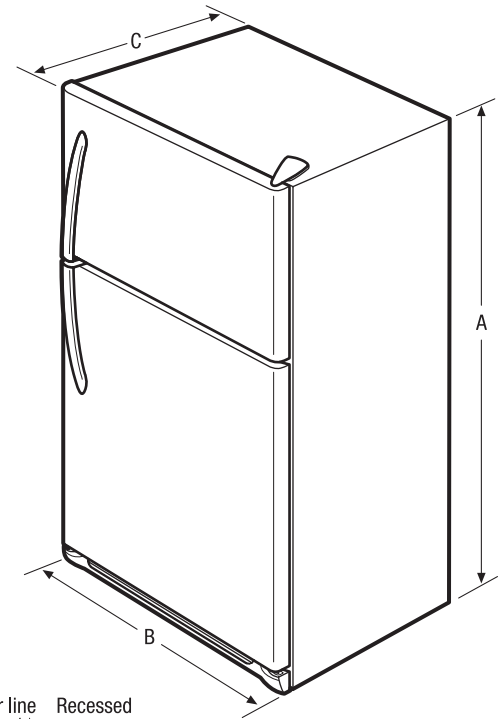


#### Humidity-Controlled Crisper Drawers

Keep your fruits and vegetables fresh in our humidity-controlled crisper drawers.

Features	
Door Design	UltraSoft™
Door Handle Design	Colour-Coordinated
Cabinet Finish (Textured)	Colour-Coordinated
Door Stops	Yes
Door Hinge Covers	Colour-Coordinated
Door Reverse Option	Yes
Rollers - Front/Rear	Adjustable/ Yes
Sound Package	Quiet Pack
Toe Grille	Colour-Coordinated
Refrigerator Features	
Interior Lighting	Bright
Refrigerator Shelves	3 Fixed SpillSafe® Adjustable Glass
Cool Zone™ Drawer	Clear
Wine/Can Rack	
Store-More™ Crisper Drawers	2 Clear
Humidity Controls	2
Dairy Compartment	Clear Dairy Door
Door Bins	4 Adj. Half-Width White 1 Fixed Full-Width White
Door Racks	
Non-Slip Bin Liner	
Tall Bottle Retainers	
Gallon Door Storage	4
Freezer Features	
Door Bins	2 Full-Width White
Door Racks	
Freezer Shelves	1 Full-Width Wire
Factory Ice Maker w/ Large Ice Bin	Optional (PN# IM115)
Lighting	Yes
Certifications	
ENERGY STAR®	Yes
Specifications	
Total Capacity (Cu. Ft.)	20.6
Refrigerator Capacity (Cu. Ft.)	15.3
Freezer Capacity (Cu. Ft.)	5.3
Power Supply Connection Location	Right Bottom Rear
Water Inlet Connection Location	Bottom Right
Voltage Rating	120V / 60Hz / 15 or 20A
Connected Load (kW Rating) @ 120 Volts <sup>1</sup>	.72
Amps @ 120 Volts	4.5
Minimum Circuit Required (Amps)	15
Shipping Weight (Approx.)	220 Lbs.

<sup>1</sup>For use on adequately wired 120V, dedicated circuit having 2-wire service with a separate ground wire. Appliance must be grounded for safe operation.



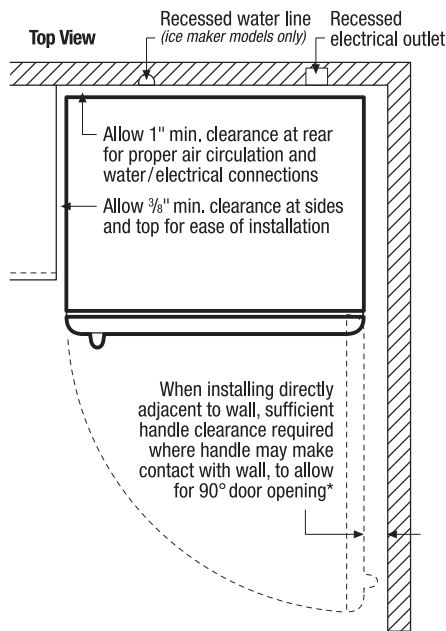
\* When installing refrigerator adjacent to wall, cabinet or other appliance that extends beyond front edge of unit, 20" minimum clearance recommended to allow for optimum 140° door swing, providing complete crisper access and removal. (Absolute 3" minimum clearance will ONLY allow for 90° door swing which will provide limited crisper access with restricted removal.)

NOTE: For planning purposes only. Always consult local and national electric and plumbing codes. Refer to Product Installation Guide for detailed installation instructions on the web at [frigidaire.ca](http://frigidaire.ca).

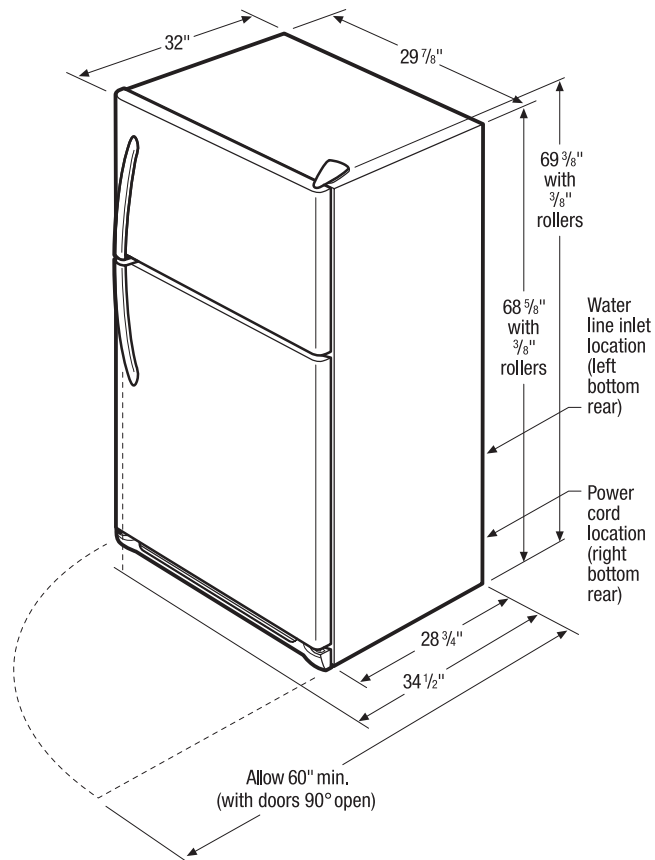


Product Dimensions	
A - Height (Incl. Hinges and Rollers)	69-3/8"
B - Width	30"
C - Depth (Incl. Door)	32"
Depth with Door Open 90°	60"

Accessories information available on the web at [frigidaire.ca](http://frigidaire.ca)



\* When installing refrigerator adjacent to wall, cabinet or other appliance that extends beyond front edge of unit, 20" minimum clearance recommended to allow for optimum 140° door swing, providing complete crisper access and removal. (Absolute 3" minimum clearance will ONLY allow for 90° door swing which will provide limited crisper access with restricted removal.)



## Top Mount Refrigerator Specifications

- Product Shipping Weight (approx.) - 220 Lbs.
- An electrical supply with grounded three-prong receptacle is required. The power supply circuit must be installed in accordance with current edition of National Electrical Code (NFPA 70) and local codes & ordinances.
- Voltage Rating - 120V/60 Hz/15 or 20 Amps
- Connected Load (kW Rating) @ 120 Volts = .72kW
- Amps @ 120 Volts = 4.5 Amps
- Always consult local and national electric & plumbing codes.
- Floor should be level surface of hard material, capable of supporting fully loaded refrigerator.
- Minimum 3/8" clearance required for sides and top of refrigerator with 1" clearance at rear to allow for ease of installation, proper air circulation, and plumbing/electrical connections.
- When installing refrigerator adjacent to wall, cabinet or other appliance that extends beyond front edge of unit, 20" minimum clearance recommended to allow for optimum 140° door swing, providing complete crisper access and removal. (Absolute 3" minimum clearance will ONLY allow for 90° door swing which will provide limited crisper access with restricted removal.)
- To ensure optimum performance, do not install in areas where temperature drops below 55° F or rises above 110° F and avoid installing in direct sunlight or close proximity to range, dishwasher or other heat source.
- For proper ventilation, front grille MUST remain unobstructed.
- Recess electrical outlet when possible.
- Optional Ice Maker Kit (PN# IM115) available for installation in ice maker-ready models only.
- Water recess on rear wall recommended to prevent water line damage.
- Water Pressure - Cold water line must provide between 30 and 100 pounds per square inch (psi).
- Copper tubing with 1/4" O.D. recommended for water supply line with length equal to distance from rear of unit to household water supply line plus 7 additional feet. Optional Water Supply Installation Kits available.
- Adjustable front rollers to assist with door alignment.

**Note:** For planning purposes only. Refer to Product Installation Guide on the web at [frigidaire.ca](http://frigidaire.ca) for detailed instructions.

## Optional Accessories

- Ice Maker Kit - (PN# IM115)

