



Induction Range

Available Products: FCRI306CAS

Available Colors: Stainless Steel

Version: 10/25

## Product Specifications

### Cooking Controls

|                     |     |
|---------------------|-----|
| Bake                | Yes |
| Broil               | Yes |
| Cancel              | Yes |
| Clock               | Yes |
| Delay Start         | Yes |
| Kitchen Timer       | Yes |
| Lockout             | Yes |
| Off                 | Yes |
| Preheat             | Yes |
| Set Clock           | Yes |
| Start               | Yes |
| Steam Clean         | Yes |
| Temperature Display | Yes |

### Oven

|                          |                |
|--------------------------|----------------|
| Bake Element             | 2500 Watts     |
| Bake Element Pass        | 8              |
| Bake Element Type        | Hidden         |
| Broil Element            | 3000 Watts     |
| Broil Element Pass       | 4              |
| Number of Rack Positions | 6              |
| Oven Interior Color      | Midnight Black |
| Oven Light Quantity      | 1              |
| Oven Light Type          | Halogen        |
| Rack Position Type       | Embossed       |
| Rack Type 1              | Flat           |
| Rack Type 1 Quantity     | 2              |

### Cooktop Performance

|                                 |                             |
|---------------------------------|-----------------------------|
| Right Front Element Burner Size | 8 3/10"                     |
| Right Rear Element Burner Size  | 5 1/2"                      |
| Left Front Element Burner Size  | 7"                          |
| Left Rear Element Burner Size   | 7"                          |
| Right Front Element Burner      | 2,300 / 3,600 Watts (Boost) |
| Right Rear Element Burner       | 1,400 / 2,500 Watts (Boost) |
| Left Front Element Burner       | 1,800 / 2,800 Watts (Boost) |
| Left Rear Element Burner        | 1,800 / 2,800 Watts (Boost) |

### Cooking Controls Function

|                               |     |
|-------------------------------|-----|
| Delayed Bake                  | Yes |
| Program Fahrenheit or Celsius | Yes |
| Silent Control Panel          | Yes |

### Cooktop

|                             |        |
|-----------------------------|--------|
| Cooking Surface Type        | Smooth |
| Element On Indicator Light  | Yes    |
| Hot-Surface Indicator Light | Yes    |
| Keep Warm Zone Light        | Yes    |

### Drawer

|                     |            |
|---------------------|------------|
| Drawer Handle Style | Integrated |
| Drawer Type         | Storage    |

### Display

|                         |                  |
|-------------------------|------------------|
| Control Location        | Rear             |
| Display Interface Color | White            |
| Display Type            | Capacitive Touch |

### Electrical Specifications

|                          |         |
|--------------------------|---------|
| Minimum Circuit Required | 40 Amps |
| Voltage Rating           | 240 V   |

### General Specifications

|                  |        |
|------------------|--------|
| Warranty - Labor | 1 Year |
| Warranty - Parts | 1 Year |

### Safety Certifications and Approvals

|            |     |
|------------|-----|
| cUL Listed | Yes |
|------------|-----|

Available Products: FCRI306CAS

Available Colors: Stainless Steel

Version: 10/25

**Controls**

|              |     |
|--------------|-----|
| Control Lock | Yes |
|--------------|-----|

**Dimensions and Volume**

|                          |             |
|--------------------------|-------------|
| Minimum Height           | 35 3/8"     |
| Maximum Height           | 36 3/8"     |
| Width                    | 30"         |
| Depth                    | 26"         |
| Depth With Door 90° Open | 47 5/16"    |
| Depth With Handle        | 28 1/2"     |
| Oven Interior Height     | 18 1/8"     |
| Oven Interior Width      | 25 3/16"    |
| Oven Interior Depth      | 19 7/8"     |
| Oven Capacity            | 5.3 Cu. Ft. |

**Installation**

|                          |     |
|--------------------------|-----|
| Adjustable Leveling Legs | Yes |
| Power Cord Included      | Yes |

**Performance Certifications and Approvals**

|                       |     |
|-----------------------|-----|
| ENERGY STAR Certified | Yes |
|-----------------------|-----|

**Right to Repair Details**

|                 |   |
|-----------------|---|
| Right to Repair | Partially Available - Visit <a href="http://frigidaire.ca/right-to-repair">frigidaire.ca/right-to-repair</a> for more information |
|-----------------|---|

## Installation Diagram

### 30" ELECTRIC REAR CONTROL FREESTANDING INSTALLATION INSTRUCTIONS

#### 1. Clearances and Dimensions

- Provide adequate clearances between the range and adjacent combustible surfaces.
- Location—Check location where the range will be installed. Check for proper electrical supply and the stability of floor.
- Dimensions that are shown must be used. Given dimensions provide minimum clearance. Contact surface must be solid and level.

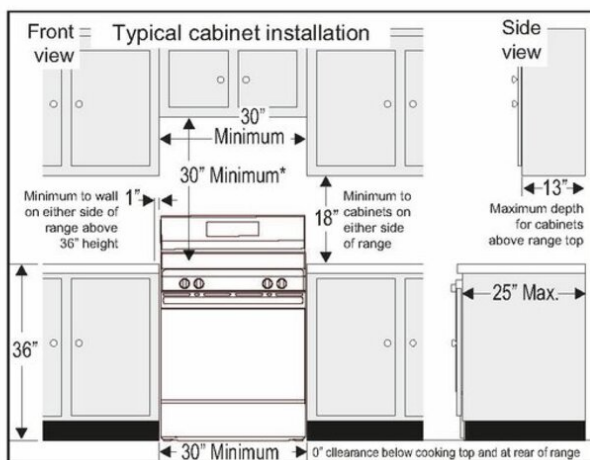


Fig. 1

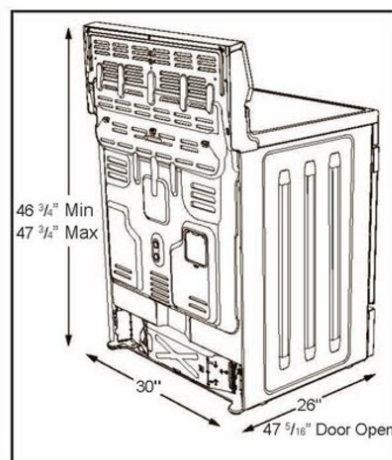


Fig. 2

\*30" (762 mm) MINIMUM CLEARANCE BETWEEN THE TOP OF THE COOKING SURFACE AND THE BOTTOM OF AN UNPROTECTED WOOD OR METAL CABINET; OR 24" (610 mm) MINIMUM WHEN BOTTOM OF WOOD OR METAL CABINET IS PROTECTED BY NOT LESS THAN 1/4" (6 mm) FLAME RETARDANT MILLBOARD COVERED WITH NOT LESS THAN NO. 28 MSG SHEET STEEL, 0.015" (0.4 mm) STAINLESS STEEL, 0.024" (0.6 mm) ALUMINUM OR 0.020" (0.5 mm) COPPER. 0" (0 mm) CLEARANCE IS THE MINIMUM FOR THE REAR OF THE RANGE. FOLLOW ALL DIMENSION REQUIREMENTS PROVIDED ABOVE TO PREVENT PROPERTY DAMAGE, POTENTIAL FIRE HAZARD, AND INCORRECT COUNTERTOP AND CABINET CUTS.

TO ELIMINATE THE RISK OF BURNS OR FIRE BY REACHING OVER HEATED SURFACE UNITS, CABINET STORAGE SPACE LOCATED ABOVE THE SURFACE UNITS SHOULD BE AVOIDED. IF CABINET STORAGE IS TO BE PROVIDED, THE RISK CAN BE REDUCED BY INSTALLING A RANGE HOOD THAT PROJECTS HORIZONTALLY A MINIMUM OF 5" (127 mm) BEYOND THE BOTTOM OF THE CABINETS.

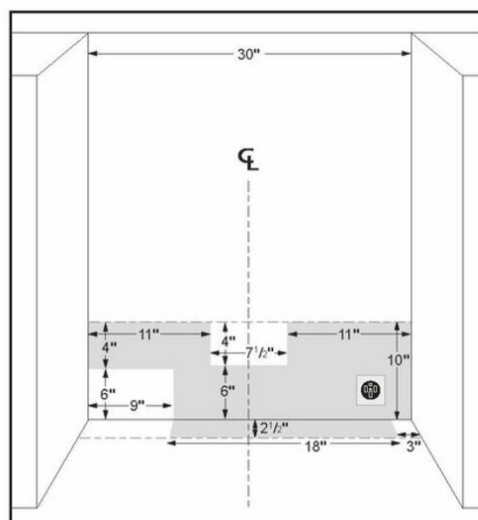


Fig. 3