

FRIGIDAIRE

PROFESSIONAL®

French Door Refrigerator

FPHF2399PF

23 Cu. Ft. Counter-Depth



Signature Features



Adjustable Interior Storage

Over 100 ways to organize and customize your refrigerator.



SpillSafe® Flip-Up & Slide-Under Shelves

Easily make room for tall or large items with the new Flip-Up and Slide-Under Shelves.



Best-in-Class Ice & Water Filtration¹

PureSource Ultra® Water Filtration offers best-in-class water filtration so you get cleaner, fresher ice and water for your family.



Full-Width Cool Zone™ Drawer

A large capacity Cool Zone™ Drawer provides enough space to easily store anything from sheet cakes and large platters to snacks and juice boxes.

Product Dimensions

Height (Including Hinges & Rollers)	69-7/8"
Width (Doors)	36"
Depth (Including Door)	28-1/2"

More Easy-To-Use Features

Multi-Level LED Lighting

Corner-to-corner LED lighting throughout the refrigerator for better visibility.

Dual Ice Makers

Provides a greater amount of ice so you don't have to worry about running out of ice when you're on the go.

Counter-Depth Design

Maximize your kitchen space with our counter-depth refrigerator that gives you back five inches of kitchen space while still offering over 100 ways to organize.

Smudge-Proof™ Stainless Steel

Resists fingerprints and smudges and is easy to clean.

LCD Pro-Select® Controls on Ice and Water Dispenser

Easily select options with the touch of a button.

Freezer Basket with Divider

Deep freezer storage with adjustable divider keeps food organized and accessible.

Quick Freeze

Quickly freeze foods they stay at their freshest.

Effortless™ Glide Crisper Drawers

Our humidity-controlled crisper drawers can be configured any number of ways, either side-by-side or stacked on top of each other so you can organize your refrigerator the way you want, while keeping your fruits and vegetables fresh.

Effortless™ Glide Freezer Drawers

Drawers glide out smoothly and fully extend, giving you easy access to what's inside.

ENERGY STAR®

Sabbath Mode (Star-K® Certified)



Available in:



Stainless
(F)

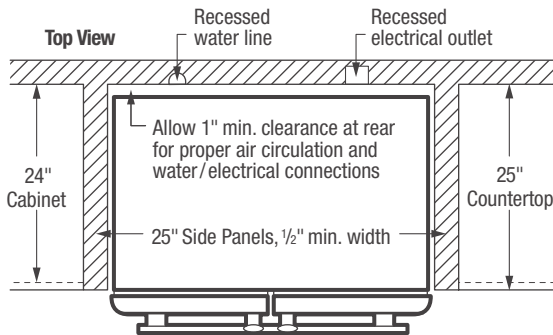
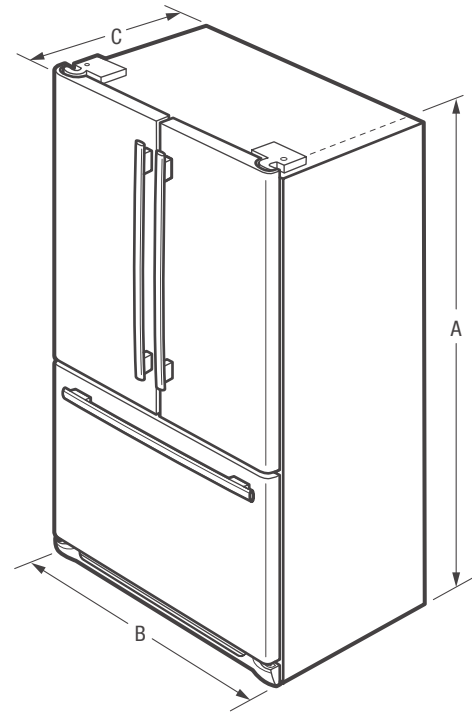
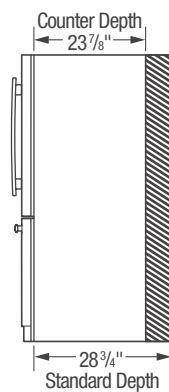
¹As compared to other consumer refrigeration water filtration systems.

frigidaire.com

Features	
Door Design	Soft-Arc Doors
Door Handle Design	Stainless Steel
Cabinet Finish	Grey
Door Stops/Door Closers	Yes/Yes
Door Hinge Covers	Hidden
Rollers - Front/Rear	Adjustable/Yes
Energy Saver Plus Technology	Yes
Water Filter Location	Top-Right Fresh Food Section
Sound Package	Quiet Pack
Dispenser	
Controls	Pro-Select®
Dispenser Design	Flush, Single-Paddle
Number of Dispenser Buttons	11
Crushed Ice/Cube Ice/Water	Yes/Yes/Yes
Ice Option/Freeze Option	No/Quick Freeze
Display On/Off Option	Yes
Lock/Light	Yes/Yes
Temp/Door Ajar/Power Failure Alerts	Yes/Yes/Yes
Water Filter Change Indicator Light	Yes
Air Filter Change Indicator Light	Yes
Refrigerator Features	
Lighting	Multi-Level LED
Water Filter Type	PureSource Ultra®
Air Filter Type	PureAir Ultra®
Quarter-Width Fixed Shelves	1 SpillSafe® Flip-Up
Half-Width Fixed Shelves	1 SpillSafe® Slide-Under
Quarter-Width Sliding Shelves	
Half-Width Sliding Shelves	2 SpillSafe®
Cantilever Shelves	Yes
Store-More™ Full-Width Drawer	1 Cool Zone™
Hanging Wine Rack/Can Dispenser	1 White/No
Crisper Drawer/Humidity Controls	2 Clear/2
Dairy Compartment	1 Clear
Store-More™ Fixed Door Bins	2 White (1 per door)
2-Liter Fixed Door Bins	1 Clear
Gallon Adjustable Door Bins	2 Clear
2-Liter Adjustable Door Bins	
Dispenser Bin	1
Non-Slip Bin Liner/Bottle Retainers	3 Grey/1
Freezer Features	
Self-Closing Pull-Out Drawer	Yes
Sliding Full-Width Freezer Baskets	2 Effortless™ Glide
Basket Dividers	1 (Bottom Basket)
Lighting	LED
Automatic Ice Maker (2nd Ice Maker)	Yes
Certifications	
Sabbath Mode (Star-K® Certified)	Yes
ENERGY STAR®	Yes
Specifications	
Total Capacity (Cu. Ft.)	21.93
Refrigerator Capacity (Cu. Ft.)	15.13
Freezer Capacity (Cu. Ft.)	6.8
Power Supply Connection Location	Right Bottom Rear
Water Inlet Connection Location	Left Bottom Rear
Voltage Rating	120V/60Hz/15 or 20A
Connected Load (kW rating) @ 120 Volts¹	1.02
Amps @ 120 Volts	8.5
Minimum Circuit Required (Amps)	15
Shipping Weight (Approx.)	345 Lbs.

¹For use on adequately wired 120V, dedicated circuit having 2-wire service with a separate ground wire. Appliance must be grounded for safe operation.

Standard Refrigerator Depth vs. Counter Depth



NOTE: For planning purposes only. Always consult local and national electric and plumbing codes. Refer to Product Installation Guide for detailed installation instructions on the web at frigidaire.com.



Product Dimensions		"Built-In Look" Cutout Dimensions	
A - Height (Incl. Hinges & Rollers)	69-7/8"	Height (Incl. Hinges and Rollers)	70-1/4"
B - Cabinet Width/Door Width	35-7/8" / 36"	Width	36"
C - Depth (Incl. Door)	28-1/2"	Depth	25"
Depth with Door Open 90°	42-1/2"		
Depth with Drawer Fully Extended (Incl. Handle)	45-1/2"		

Accessories information available on the web at frigidaire.com

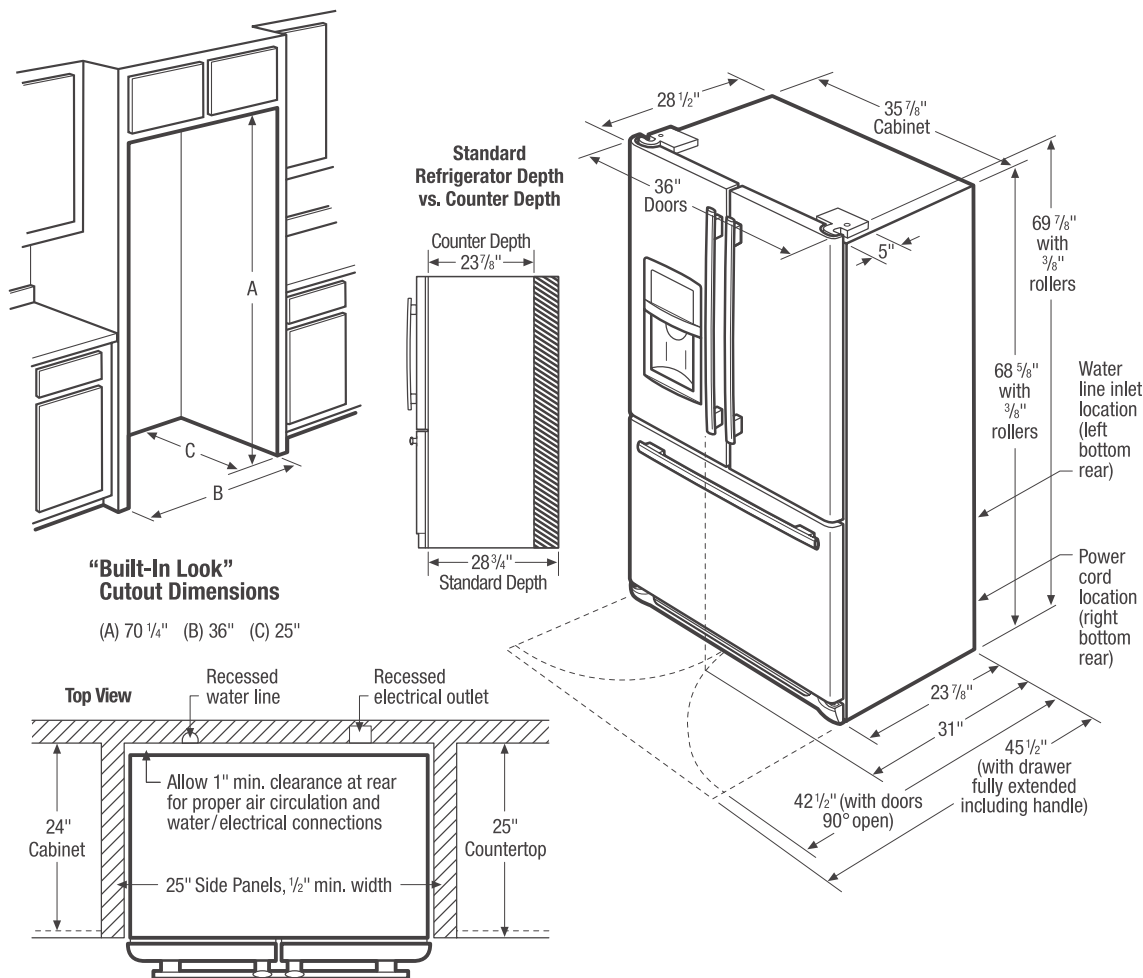
FRIGIDAIRE

USA • 10200 David Taylor Drive • Charlotte, NC 28262 • 1-800-FRIGIDAIRE • frigidaire.com
 CANADA • 5855 Terry Fox Way • Mississauga, ON L5V 3E4 • 1-800-265-8352 • frigidaire.ca

FPHF2399P 09/15

© 2015 Electrolux Home Products, Inc.

Specifications subject to change.



French Door Refrigerator Specifications

- Product Shipping Weight (approx.) – 345 Lbs.
- An electrical supply with grounded three-prong receptacle is required. The power supply circuit must be installed in accordance with current edition of National Electrical Code (NFPA 70) and local codes & ordinances.
- Voltage Rating – 120V / 60 Hz / 15 or 20 Amps
- Connected Load (kW Rating) @120 Volts = 1.02 kW
- Amps @ 120 Volts = 8.5 Amps
- Always consult local and national electric & plumbing codes.
- Floor should be level surface of hard material, capable of supporting fully loaded refrigerator.
- When installing refrigerator adjacent to wall, cabinet or other appliance that extends beyond front edge of unit, 20" minimum clearance recommended to allow for optimum 120° to 180° door swing, providing complete drawer / crisper access and removal. (*Absolute 4-1/2" minimum clearance will ONLY allow for 90° door swing which will provide drawer / crisper access with restricted removal.*)
- To ensure optimum performance, avoid installing in direct sunlight or close proximity to range, dishwasher or other heat source.
- For proper ventilation, front grille MUST remain unobstructed.

- Recess electrical outlet when possible.
- Water recess on rear wall recommended to prevent water line damage.
- Water Pressure – Cold water line must provide between 30 and 100 pounds per square inch (psi).
- Copper tubing with 1/4" O.D. recommended for water supply line with length equal to distance from rear of unit to household water supply line plus 7 additional feet. Optional Water Supply Installation Kits available.
- Adjustable front rollers to assist with door alignment.

"Built-In Look" Specifications

- Minimum opening of 70-1/4" H x 36" W x 25" D required to allow for ease of installation, proper air circulation, and plumbing / electrical connections.
- Remove all wall / floor molding prior to installation.

Note: For planning purposes only. Refer to Product Installation Guide on the web at frigidaire.com for detailed instructions.