



All Refrigerator

FPRU19F8QF

18.6 Cu. Ft. Built-In



Shown with companion, All-Freezer model FPFU19F8QF and optional coordinated Double Louvered Trim Kit (TRIMKITEZ2).

Product Dimensions

Height (Cabinet Incl. Hinge)	70-5/8"
Width	32"
Depth (Including Door)	26-1/2"

More Easy-To-Use Features

SpaceWise® Adjustable Shelving
Adjustable shelf allows you to customize your refrigerator so you can fit different size items as your needs change.

Smudge-Proof™ Stainless Steel
Resists fingerprints and smudges so it's easy to clean.

Automatic Alerts
Refrigerator alerts you if the door is left open or if temperature rises so you don't have to worry about your food going bad.

Bright LED Theatre Lighting
Bright LED theatre lighting so you can spend less time digging through your refrigerator for items.

PureAir Ultra® Filter
Keeps the air cleaner and fresher.

Sabbath Mode (Star-K® Certified)

Available in:



Stainless (F)

Optional Trim Kits

Single Louvered Trim Kit (TRIMKITEZ1)
For single All-Refrigerator installation. Includes louvered top grille and vented, louvered toe kick, 2-9/16" H leveling system and side/top trim pieces.

Double Louvered Trim Kit (TRIMKITEZ2)
For All-Freezer / All-Refrigerator side-by-side installation. Includes full-width, louvered top grille and vented, louvered toe kick, two 2-9/16" H leveling systems, side/top trim pieces and hardware to tie the units together.

Signature Features



SpaceWise® Organization System

Our SpaceWise® Organization system makes it easy to keep food organized and easy to find when you need it.



Express-Select® Controls

Easily check the status and select options with the touch of a button.



Full-Width Deli Drawer

Conveniently located, the full-width Deli Drawer is ideal for deli meats, cheeses and sandwich fixings or any food items that are frequently used.



Store-More™ Crisper Drawer

Keep your refrigerator organized with a crisper drawer that helps keep items fresh.

Features	
Door Design	Smudge-Proof™ Stainless Steel
Door Handle Design	Stainless Steel
Cabinet Finish	Grey
Door Hinge Covers	Hidden
Automatic Door Closer	Yes
Leveling System/Leveling Legs	Yes/4
Controls	
Controls	Express-Select®
Location of Controls	Inside Cabinet, on Top
Temperature Display C°/F°	Yes
Control Lock/Light	Yes/No
Temp Failure Alerts (Audible & Duration)	Yes
Door Ajar Alert (Audible)	Yes
Power Failure Alert (Duration)	Yes
Air Filter/Air Filter Change Indicator Light	PureAir Ultra*/Yes
Refrigerator Features	
Refrigerator Shelves	2 SpaceWise® Adjustable Glass
Full-Width Deli Drawer	1
Full-Width Bottom Crisper	1
Humidity Control	
Crisper Divider Quantity	2 (Per Crisper)
Full-Width Gallon Door Bin	2 Clear
Half-Width Litre Bin	5 Clear
Dairy Bin	1 Clear
Tall Bottle Retainers	
Condiment Bin	
Lighting	8-Point Theatre LED
Optional Accessories	
Single Louvered Trim Kit	PN# TRIMKITEZ1
Double Louvered Trim Kit	PN# TRIMKITEZ2
Certifications	
Sabbath Mode (Star-K® Certified)	Yes
Specifications	
Total Capacity (Cu. Ft.)	18.6
Shelf Area (Sq. Ft.)	20.6
Annual Energy (kWH)	331
Annual Energy Cost (.12/kWH)	\$40
Power Supply Connection Location	Right Bottom Rear
Voltage Rating	115V / 60Hz / 20A
Connected Load (kW rating) @ 115 Volts¹	0.55
Amps @ 115 Volts	15
Minimum Circuit Required (Amps)	20
Shipping Weight (Approx.)	240 Lbs.

¹An electrical supply with grounded three-prong receptacle is required. The power supply circuit must be installed in accordance with current local codes & ordinances.

Optional Trim Kits

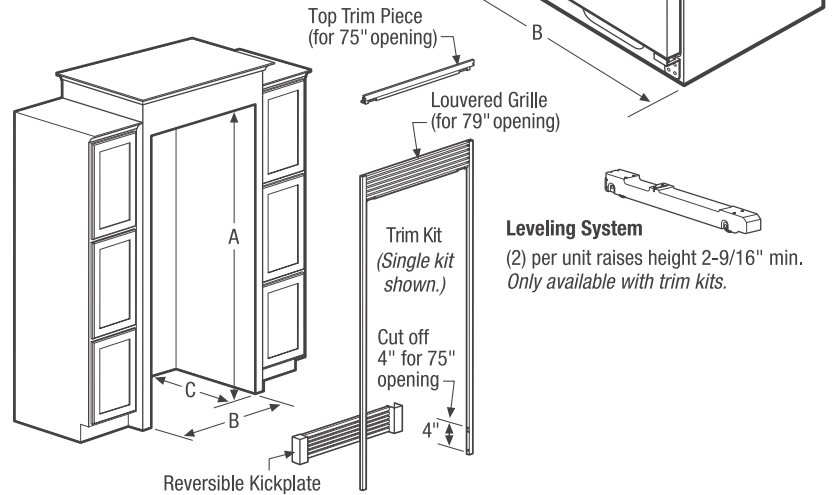
Kits include top and side trim pieces, louvered grille, reversible kickplate and leveling system to fit 75" or 79" opening height.

Single Louvered Trim Kit PN# TRIMKITEZ1

Double Louvered Trim Kit PN# TRIMKITEZ2

(Includes hardware to secure side-by-side units together.)

Note: Both kits attach directly to cabinetry through top trim piece or louvered grille to stabilize unit(s).



NOTE: For planning purposes only. Always consult local and national electric and plumbing codes. Refer to Product Installation Guide for detailed installation instructions on the web at frigidaire.ca.



Overall Exterior Dimensions	
A - Height (Incl. Door)/(Cabinet Incl. Hinge)	71-3/8" / 70-5/8"
B - Width	32"
C - Depth (Incl. Door)	26-1/2"
Depth with Door Open 90°	57-3/8"

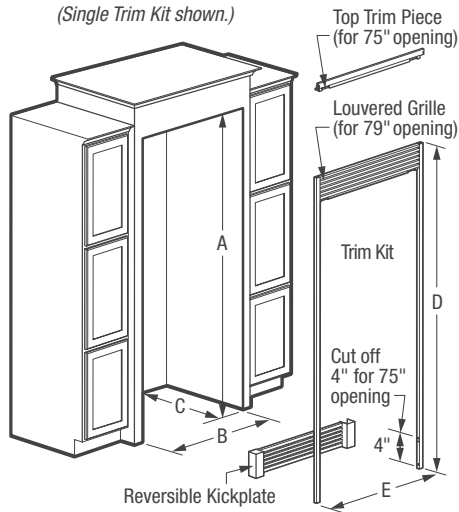
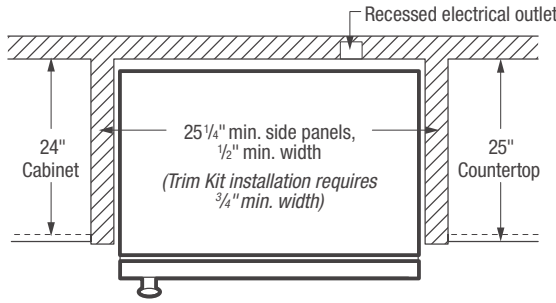
Built-In Cutout Dimensions	
Single Unit without Trim Kit -	
A - Height	72"
B - Width	33"
C - Depth	25-1/4" min. ¹
Single Unit with Trim Kit & Leveling System -	
A - Height	75" or 79"
B - Width	33"
C - Depth	25-1/4" min. ¹

Built-In Cutout Dimensions	
Double Unit² without Trim Kit -	
A - Height	72"
B - Width	66"
C - Depth	25-1/4" min. ¹
Double Unit² with Trim Kit & Leveling System -	
A - Height	75" or 79"
B - Width	66"
C - Depth	25-1/4" min. ¹

¹Minimum depth from face of cabinet side panels and requires recessed electrical outlet.

²Side-by-Side

Accessories information available on the web at frigidaire.ca



Optional Trim Kits & Dimensions

Kits include top and side trim pieces, louvered grille, reversible kickplate and leveling system to fit 75" or 79" opening height.

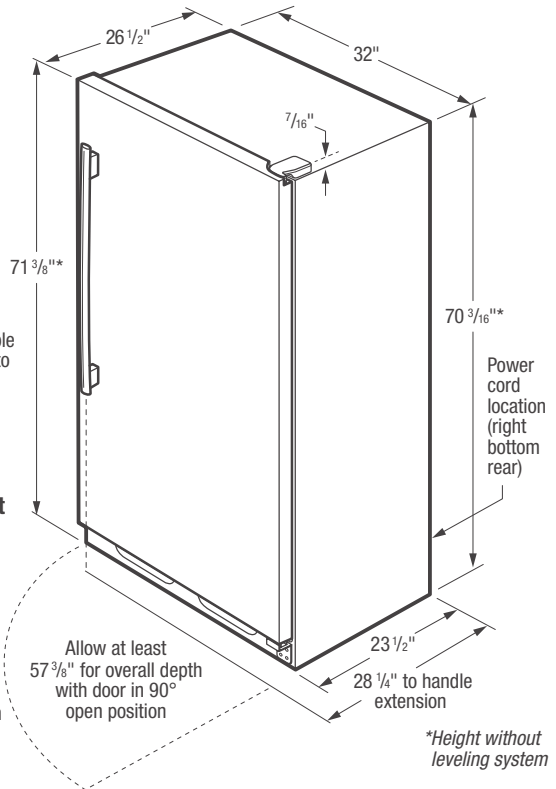
**Single Louvered Trim Kit
PN# TRIMKITEZ1**

(D) 75 1/8" or 79 1/8" (E) 34 3/4"

**Double Louvered Trim Kit
PN# TRIMKITEZ2**

(Includes hardware to secure side-by-side units together.)
(D) 75 1/8" or 79 1/8" (E) 67 1/8"

Note: Both kits attach directly to cabinetry through top trim piece or louvered grille to stabilize unit(s). Refer to detailed kit installation instructions packed with kit or on web.



All-Refrigerator Cutout Dimensions

Built-In Installation (without Trim Kit)

Single Unit
(A) 72" (B) 33" (C) 25 1/4" min.*
Double Unit (Side-by-Side)
(A) 72" (B) 66" (C) 25 1/4" min.*

Built-In Installation (with Trim Kit & Leveling System)

Single Unit
(A) 75" or 79" (B) 33" (C) 25 1/4" min.*
Double Unit (Side-by-Side)
(A) 75" or 79" (B) 66" (C) 25 1/4" min.*

Leveling System

(2) per unit raises height 2-9/16" min.
Only available with trim kits.



*Minimum depth from face of cabinet side panels and requires recessed electrical outlet.

Built-In All-Refrigerator Specifications

- Product Shipping Weight - 240 Lbs.
- An electrical supply with grounded three-prong receptacle is required. The power supply circuit must be installed in accordance with current edition of National Electrical Code (NFPA 70) and local codes & ordinances.
- Voltage Rating - 115V/60 Hz/20 Amps
- Connected Load (kW Rating) @ 115 Volts = 0.55 kW
- Amps @ 115 Volts = 15 Amps
- Always consult local and national electric codes.
- Minimum 25-1/4" depth requires recessed electrical outlet.
- To allow for ease of installation, tape excess power cord to back of unit.
- When installing refrigerator adjacent to wall, cabinet or other appliance that extends beyond front edge of unit, 20" minimum clearance recommended to allow for optimum 140° door swing, providing complete drawer / crisper access and removal. (Absolute 4" minimum clearance will ONLY allow for 90° door swing which will provide limited drawer / crisper access with restricted removal.)
- Minimum 3/8" clearance required for sides and top of refrigerator or freezer with 1" clearance at rear to allow for ease of installation, proper air circulation, and plumbing/electrical connections.
- To ensure optimum performance, (do not install in areas where temperature drops below 55°F or rises above 110°F) and avoid installing in direct sunlight or close proximity to range, dishwasher or other heat source.

- Refrigerator must be placed on level surface of hard material, same height as flooring. Surface must support approximately 800 lbs. when fully loaded. Unit equipped with 4-point leveling.

"Built-In Look" Specifications

- Minimum opening of 72" H x 33" W x 25-1/4" D required for single-unit "Built-In Look" installation; 66" W required for double-unit installation. (72" H to be measured from finished floor to underside of soffit or overhead cabinet.)
- Remove all wall/floor moulding prior to built-in installation.

Optional Trim Kit Specifications

- If optional Single or Double Louvered Trim Kit is to be used, different cutout dimensions are required. Kit can be adapted to fit either 75" or 79" opening height. (Refer to cutout dimensions on this page and detailed Louvered Trim Kit installation instructions included with kit or on web.)
- Remove all wall / floor moulding prior to built-in installation.

Note: For planning purposes only. Refer to Product Installation Guide on the web at frigidaire.ca for detailed instructions.

Optional Accessories

- Single Louvered Trim Kit - (PN # TRIMKITEZ1).
- Double Louvered Trim Kit - (PN # TRIMKITEZ2).
- PureAdvantage® Air Filter Replacement Cartridge - (PN # 241754001).



Specifications subject to change.
Printed in Canada